



Cefor Facts 2017

The Nordic Association of Marine Insurers

The Nordic Association of Marine Insurers (Cefor)

- Trade association for Nordic marine insurers
- 14 members in four Nordic countries
- Cefor members insure the following risks: Hull and machinery (H&M), protection and indemnity (P&I), cargo, offshore energy, war, legal defence, loss of hire and builders' risk

Mission Statement

To serve the interests of our Nordic members by promoting quality marine insurance through

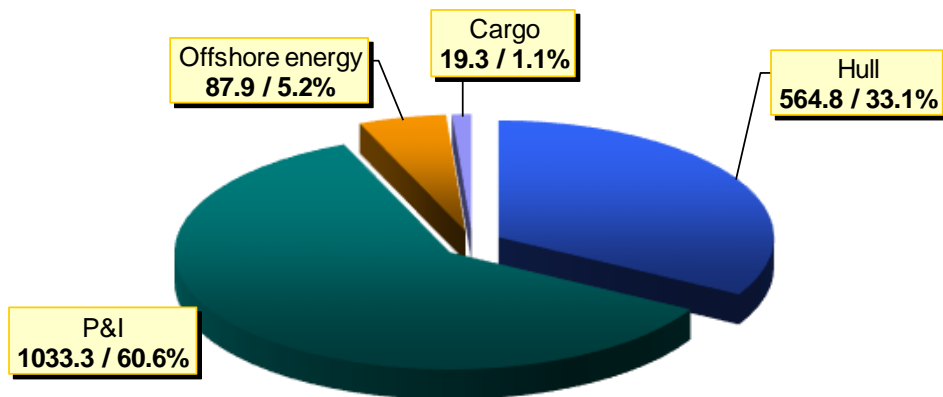
- Comprehensive statistics
- Competence building
- Agreed all risks insurance conditions
- A common public voice

The Cefor market

Gross written premiums 2016

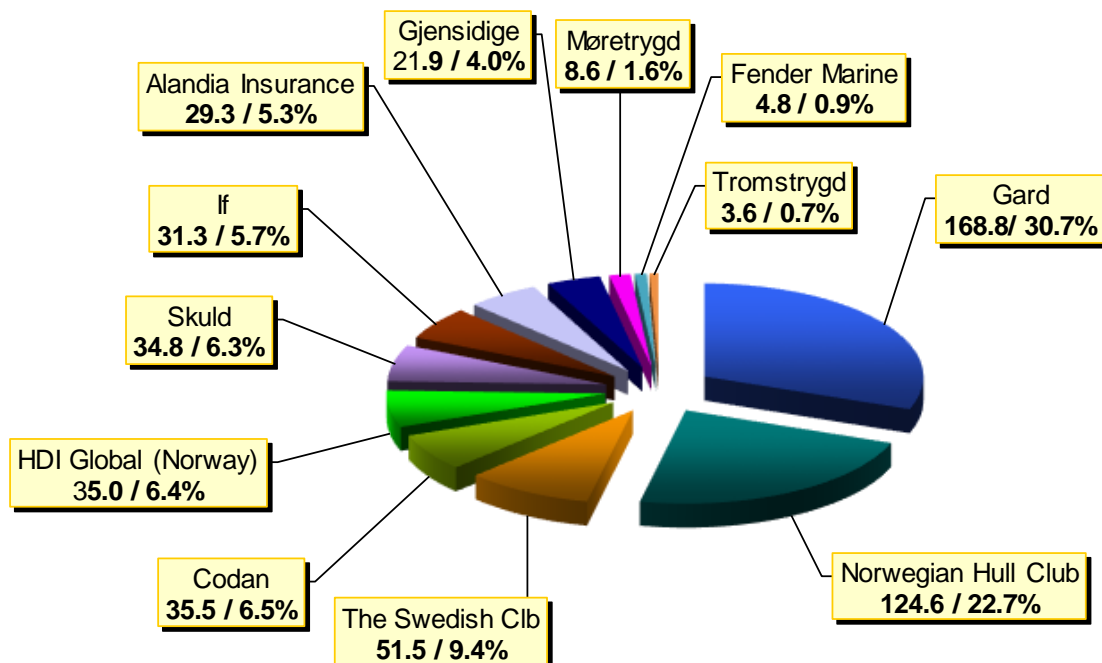
Cefor - Gross written premium 2016 - All lines

Total sum = 1,705.3 USD million



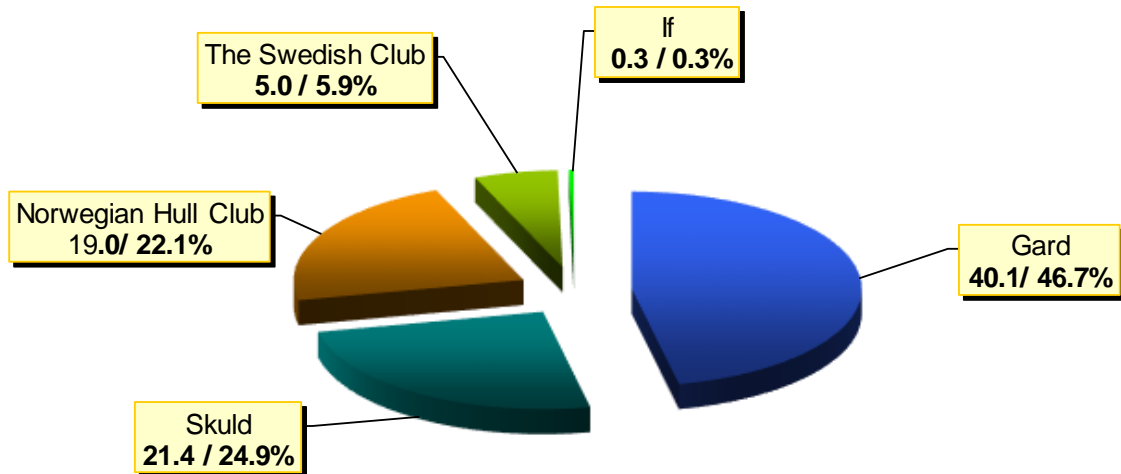
Cefor - Gross written premium 2016 - Hull

Total sum hull = 564.8 USD million (incl. DNK war risks)



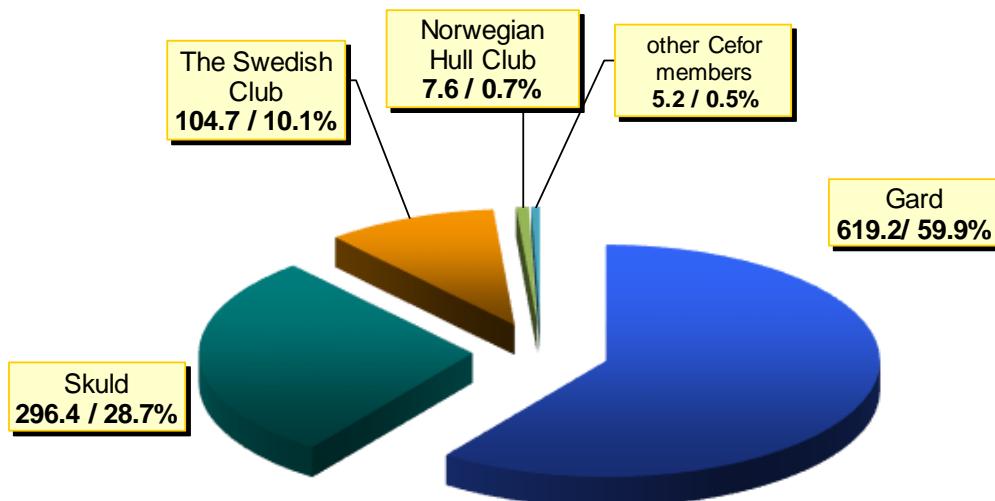
Cefor - Gross written premium 2016 - Offshore energy

Total sum hull = 87.9 USD million (incl. DNK war risks)



Cefor - Gross written premium 2016 - P&I

Total sum P&I = 1,033.3 USD million (incl. DNK war risks)



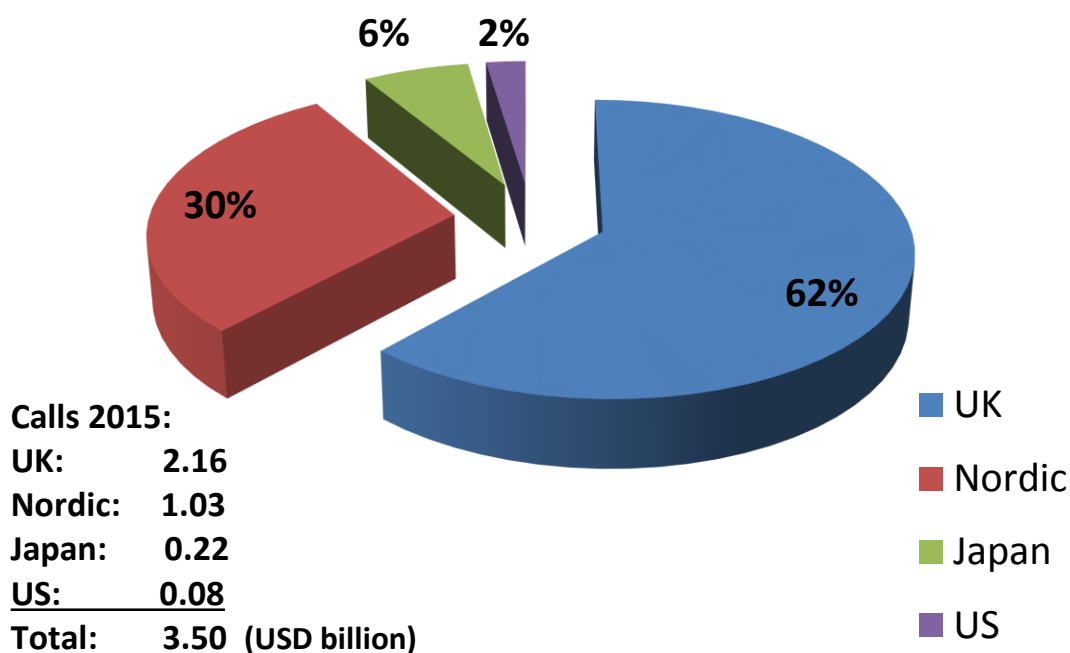
Cefor share* of world fleet

Year of Build	1000-3999	4000-6999	7000-10000	>10000	Grand Total
Cefor share					
2011-2016	14.6%	26.9%	20.7%	46.1%	36.6%
2006-2010	12.5%	20.0%	37.9%	50.6%	33.7%
2001-2005	11.2%	22.0%	34.1%	57.2%	35.9%
1996-2000	16.6%	18.6%	25.5%	47.3%	30.9%
1991-1995	8.8%	12.6%	14.3%	29.4%	15.6%
1986-1990	6.6%	8.9%	15.3%	23.0%	10.5%
<1986 or (blank)	3.6%	4.6%	5.4%	13.2%	4.9%
World Fleet					
2011-2016	2757	1153	598	8840	13348
2006-2010	3236	1380	1247	7044	12907
2001-2005	1741	632	425	3835	6633
1996-2000	1600	842	368	2636	5446
1991-1995	1803	578	286	1187	3854
1986-1990	1835	500	187	599	3121
<1986 or (blank)	7666	1637	529	1364	11196
Total Cefor share	9.1%	16.0%	25.5%	46.0%	26.1%
Total World Fleet	20,638	6,722	3,640	25,505	56,505

* 'Cefor share' = No. of vessels partly or wholly covered by Cefor members in 2015/2016, divided by the no. of vessels in the world fleet with IMO-number (World fleet as of January 2017, LLI "World Fleet Update").

P&I Clubs International Group


Gross Calls 2016 (Premiums) – Operational locations



Source: IUMI Global Marine Insurance Report 2016, IGP&I

Cefor publications

Cefor Annual Report



Cefor Annual Report 2016: Update on the Cefor market & activities and the NoMIS trends as of December 2016.

Nordic Marine Insurance Statistics




The 2016 NoMIS Reports for Ocean and Coastal Hull claims trends with breakdown by age group, size group, vessel types, insured value layers, plus exposure curves and other key figures.

Cefor maintains the Nordic Marine Insurance Statistics (NoMIS) database. Extensive hull trend statistics are available at www.cefor.no/statistics.

Clauses

The Nordic Marine Insurance Plan©: www.nordicplan.org
Overview over all Cefor clauses: www.cefor.no/Clauses



Legal disclaimer: Cefor provides the material contained in this Fact Sheet for general information purposes only. Cefor accepts no responsibility and shall not be liable for any loss that may arise from reliance upon the information provided. This information is not intended for distribution to, or use by, any person or entity in any jurisdiction or country where such distribution or use would be contrary to local law or regulation.

The Cefor Staff



Viggo Kristensen
Legal Counsel

Astrid Seltmann
Analyst / Actuary

Helle Hammer
Managing Director

Hilde Spro
Office Manager

The Cefor Board 2017

Anne Systad (Chair), Svein Buvik (Deputy Chair), Arne Gangdal, Jonny Gangstad, Jan Linnell, Claes Lindh, Tord Nilsson, Anna Erlandsen and Anders Hovelsrud.

Cefor Forums

- Cargo Forum
- Claims Forum
- Coastal and Fishing Vessel Forum
- Offshore Energy Forum
- Plan Revision Forum
- Statistics Forum
- Technical Forum
- Underwriting Risk Forum

Address

Hansteens gate 2, Postbox 2550 Solli, NO-0202 Oslo, Norway

Phone: +47 23 08 65 50

email: cefor@cefor.no website: www.cefor.no