

Hansteens gt. 2
P.O. Box 2550 Solli
NO-0202 Oslo, Norway

Phone:
+47 23 08 65 50

E-Mail:
cefor@cefor.no

Website:
www.cefor.no

Staff:

Helle Hammer
Managing Director
Viggo Kristensen
Legal Counsel
Astrid Seltmann
Analyst, Actuary
Hilde Spro
Executive Secretary

Mission Statement:

To serve the interests of our Nordic members by promoting quality marine insurance through:

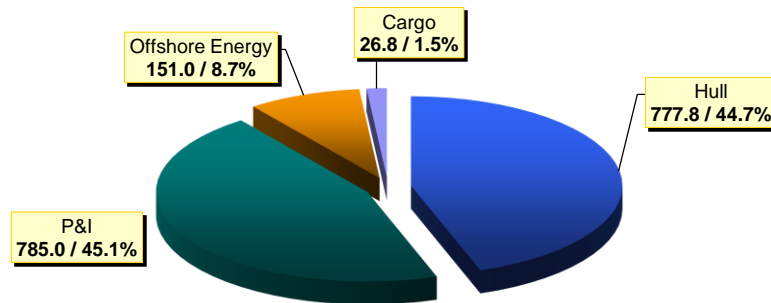
- comprehensive statistics,
- competence building,
- agreed all risks insurance conditions,
- a common public voice.

The Nordic Association of Marine Insurers:

- Trade association for Nordic marine insurance companies
- 13 members in Nordic countries
- Cefor members insure the following risks: Hull and machinery (H&M), protection and indemnity (P&I), cargo, offshore energy, war risk, legal defence

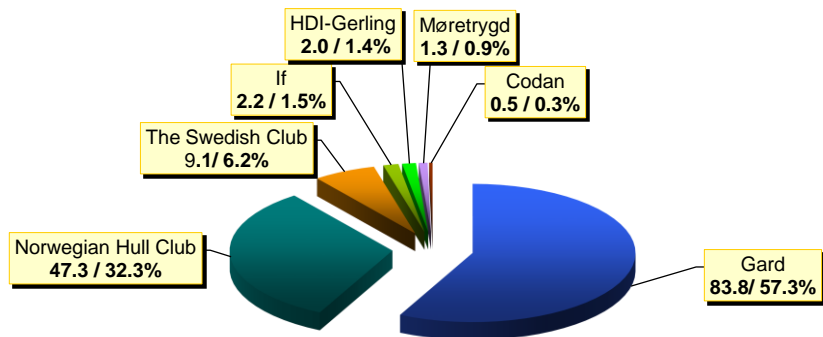
Cefor - Gross written premium 2014 - All lines

Total sum = 1,740.7 USD million



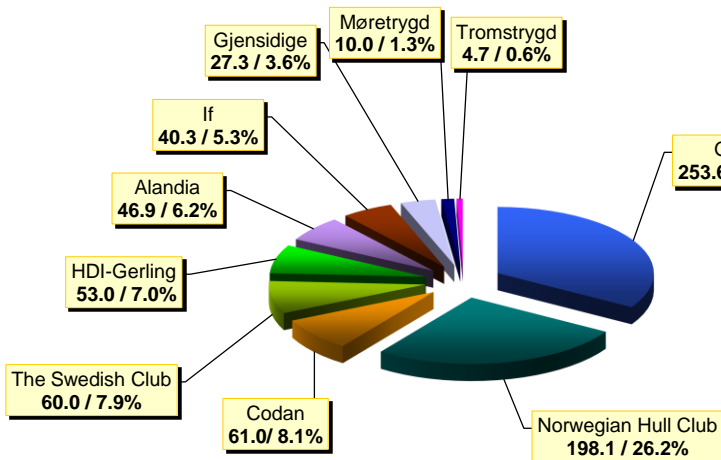
Cefor - Gross written premium 2014 - Offshore energy

Total sum hull = 146.1 USD million



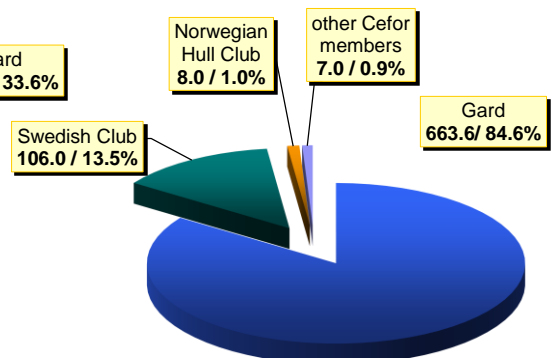
Cefor - Gross written premium 2014 - Hull

Total sum hull = 777.8 USD million



Cefor - Gross written premium 2014 - P&I

Total sum P&I = 784.6 USD million



Cefor share of World Fleet – H&M insurance (IMO-number vessels)*

Year of Build	1000-3999	4000-6999	7000-10000	>10000	Grand Total
Cefor share					
2009-2014	10%	22%	21%	37%	28%
2004-2008	11%	21%	38%	45%	33%
1999-2003	17%	27%	31%	51%	38%
1994-1998	13%	12%	22%	41%	27%
1989-1993	9%	11%	8%	26%	15%
1984-1988	5%	5%	13%	20%	9%
<1984 or (blank)	2%	3%	2%	11%	4%
World fleet					
2009-2014	3,465	1,519	897	9,710	15,591
2004-2008	2,595	1,033	1,047	5,330	10,005
1999-2003	1,455	669	346	3,351	5,821
1994-1998	1,622	795	350	2,497	5,264
1989-1993	1,878	584	266	1,118	3,846
1984-1988	2,091	533	166	875	3,665
<1984 or (blank)	6,893	1,453	502	1,296	10,144
Total Cefor share	8%	15%	23%	38%	23%
Total World fleet	19,999	6,586	3,574	24,177	54,336

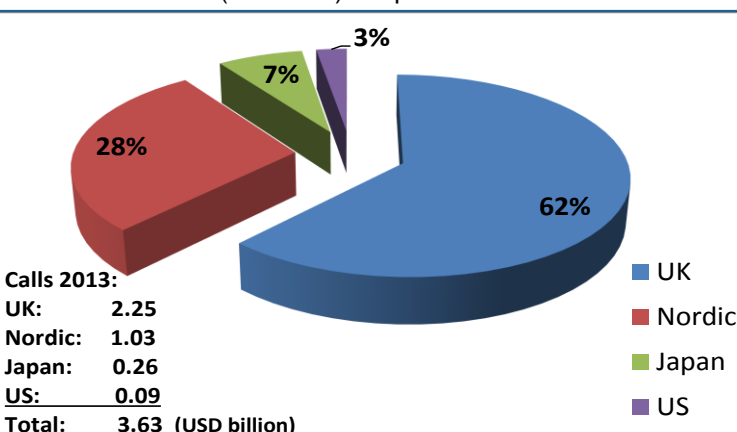
* "Cefor share" = No. of vessels partly or wholly covered by Cefor members in 2013/2014, divided by the no. of ships in the World Fleet with IMO-number (World fleet as of January 2015, LLI "World Fleet Update").

Sources: Cefor, IUMI, IGP&I, Lloyds List Intelligence

The Cefor marine insurance market in the global context


P&I Clubs International Group

Gross Calls 2013 (Premium) – Operational location



Cefor maintains the Nordic Marine Insurance Statistics database (NoMIS)

Extensive Hull claims statistics are available here: <http://www.cefor.no/Statistics/>



The detailed 2014 Cefor NoMIS Reports for ocean and coastal hull business

Claims trends by age group, size group, vessel type, insured value layers. Exposure curves & other key figures.

← Cefor Annual Report 2014: NoMIS articles on Ocean and coastal hull trends and the Cefor hull portfolio



Check www.cefor.no for statistics and info on education and legal issues in the Cefor marine insurance market, or the Nordic Marine Insurance Plan at www.nordicplan.org.