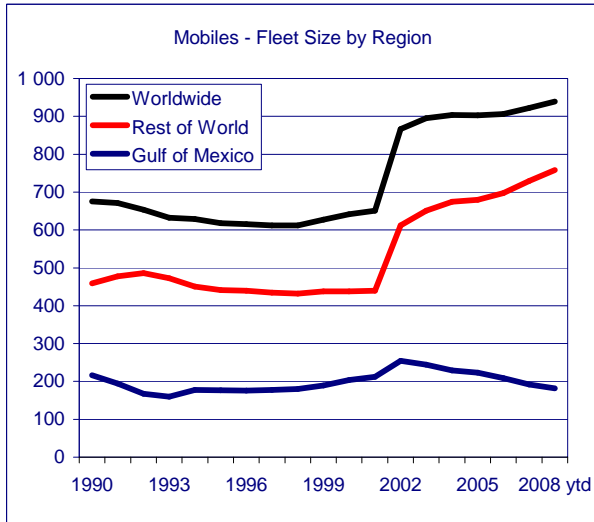
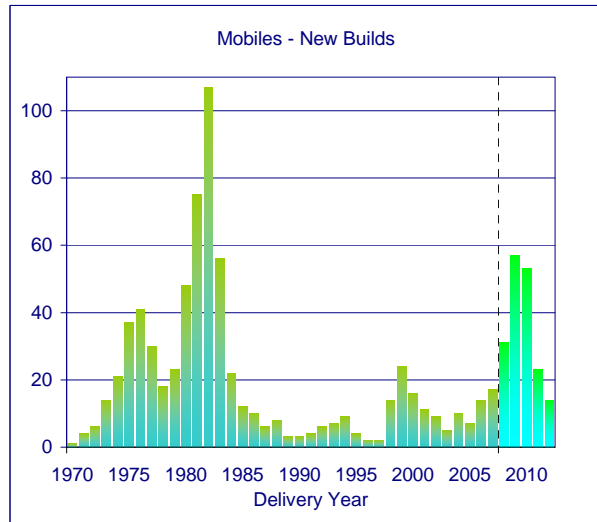


IUMI 2008 Vancouver – Energy Fact Sheet
 Mobile Offshore Drilling Units
 as prepared by IUMI Facts & Figures Committee
 Figures as at 31st July 2008

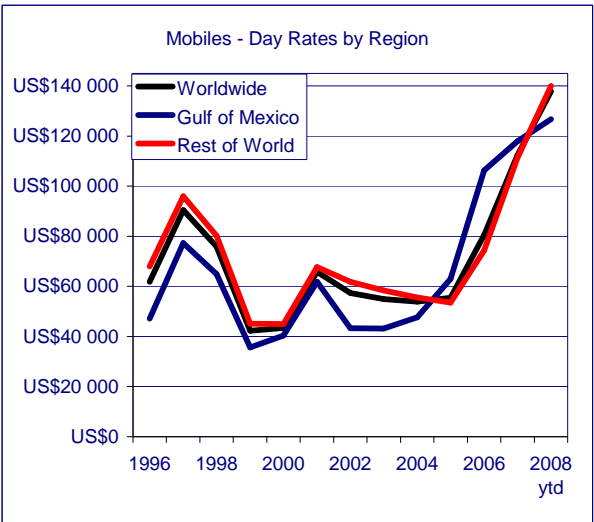


Worldwide, the Mobile fleet continues to grow. There has been a 2% increase this year-to-date and an 8% increase since 2002. **This increase is outside the Gulf of Mexico**, where the number of rigs has risen from 612 in 2002 to 730 in 2007 and then to 758 so far this year - an overall rise of 24%. **In the Gulf of Mexico, the mobile count is down** from 255 in 2002 to 181 currently - a reduction of 29%.

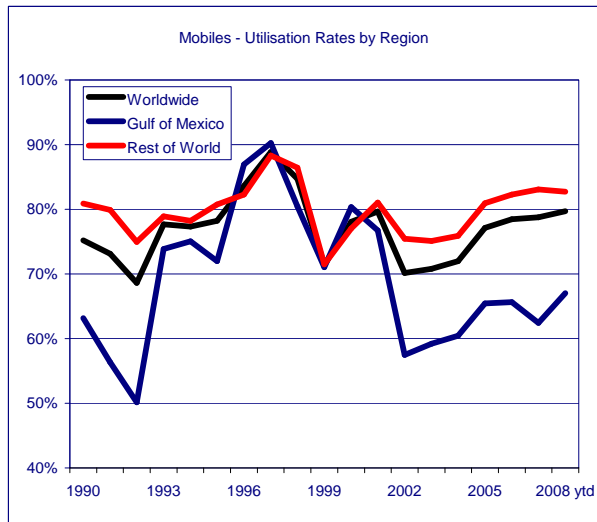


Order books are at their highest since the boom in the early 1980s. 178 rigs are due to be constructed and delivered between 2008 and 2012. This is an average of 36 rigs a year, which compares to 11 rigs a year in the last 5 years, and just 9 rigs per annum in the last 20 years.

Day rates continue to rise significantly, reflecting the increased price in oil. In the Gulf of Mexico, average day rates have risen from US\$47,709 in 2004 to US\$117,928 by 2007, and now stand at US\$126,793 - an overall increase since 2004 of 166%. Likewise in the Rest of the World, day rates have jumped from US\$55,540 in 2004 to US\$111,215 by 2007, and then increased further to US\$140,004 currently - a change of 152% in the period.

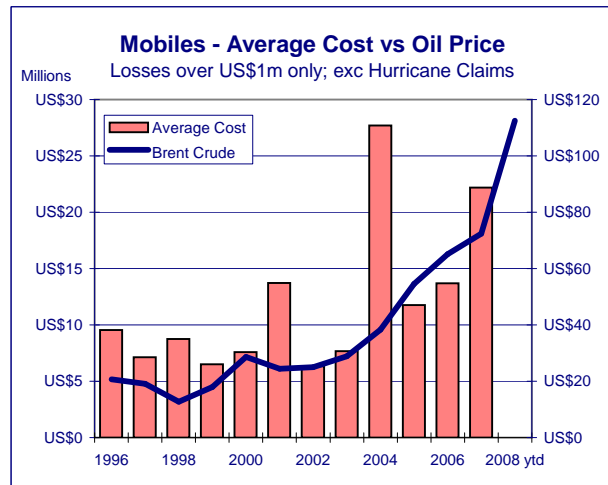
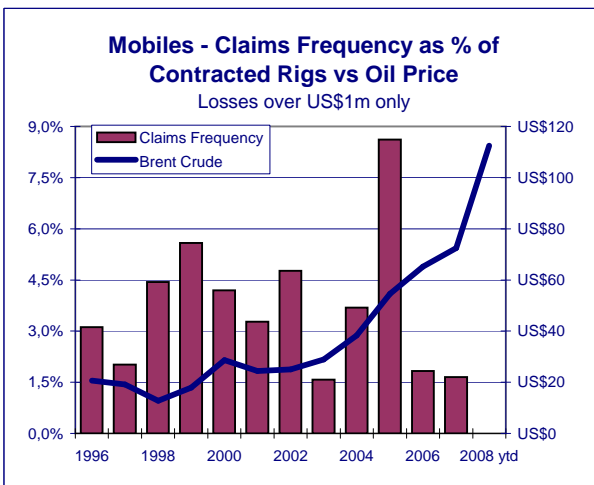
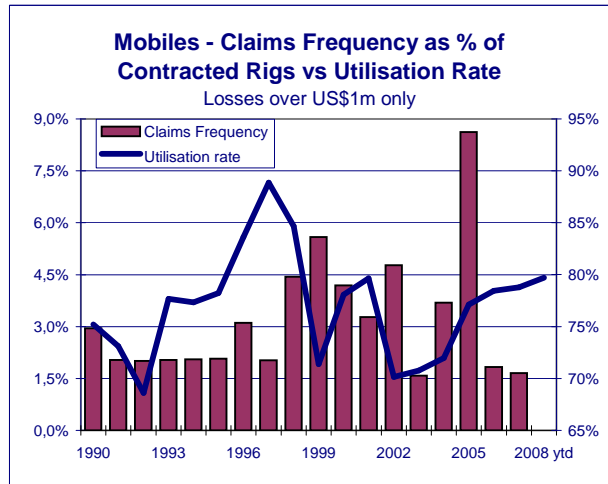
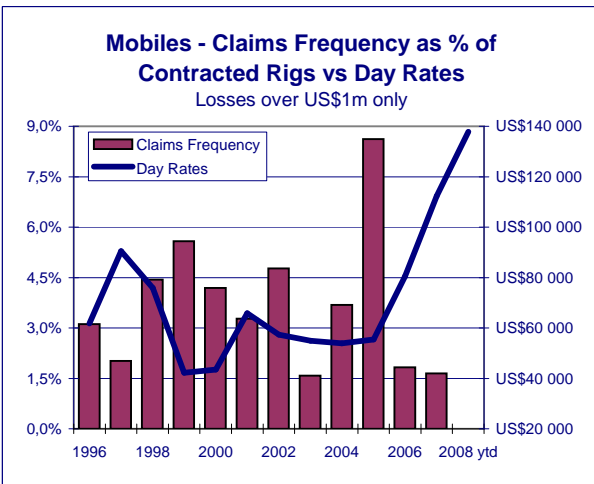
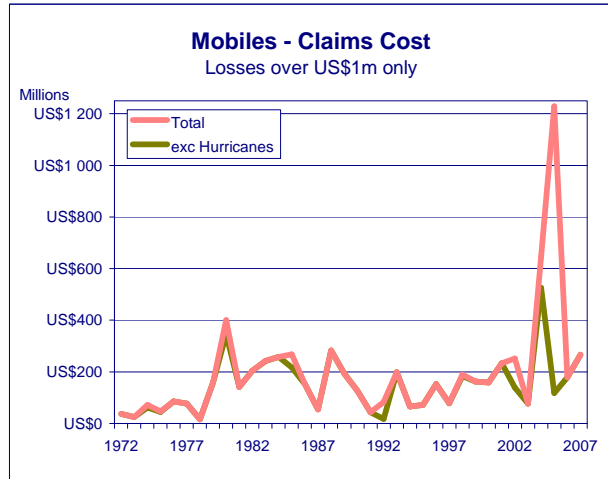
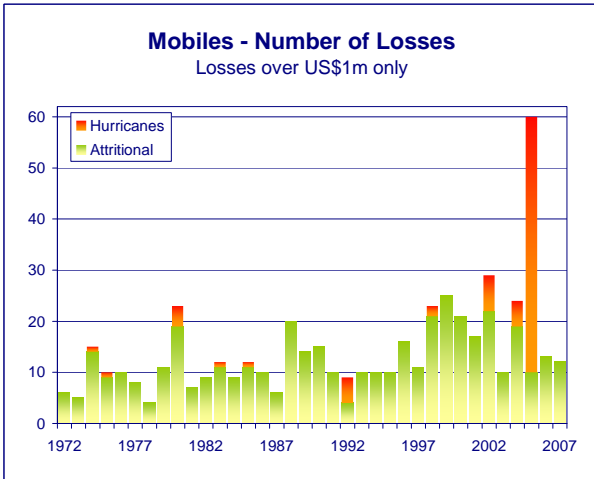


The slight upwards trend in utilisation rates is continuing, across all types of rig, as operators continue to exploit the increase in oil prices. Latest utilisation rates Worldwide are 80% (70% in 2002). By region, the figures for the Gulf of Mexico are 67% (2002: 57%), and 83% (2002: 75%) for the Rest of the World.



IUMI 2008 Vancouver – Energy Fact Sheet
Mobile Offshore Drilling Units
 as prepared by IUMI Facts & Figures Committee
 Figures as at 31st July 2008

Excluding Hurricane losses, claims frequency continues to fall whilst average costs increase. The number of non-Hurricane losses expressed as a ratio of contracted rigs has dropped from 3.6% in 2002 to 1.7% in 2007. The average size of non-Hurricane claims has risen from US\$6.3m in 2002 to US\$22.2m in 2007 - a 28% increase per annum.



Information Sources
 The sources of information for this fact sheet are RigZone and the Willis Claims Database.