

CEFOR FACTS 2025

The Nordic Association of Marine Insurers



The Nordic Association of Marine Insurers (Cefor)

- Non-profit trade association representing marine insurers in four Nordic countries
- Cefor members insure the following risks:
Hull and machinery (H&M), protection and indemnity (P&I), cargo, charterers' liability, offshore energy, war, legal defence, loss of hire, builders' risk, ship repairers' liability and mortgagee interest
- Our purpose is to represent the members' common interests in the field of marine insurance, and contribute to a sustainable ocean industry

Mission Statement

To develop and promote a leading sustainable marine insurance market and knowledge sharing through

- agreed all risks insurance conditions
- comprehensive statistics
- a common public voice
- competence building

Sustainability

Three main roles of Cefor:

- Influencing
- Facilitation
- Knowledge sharing

Supporting:

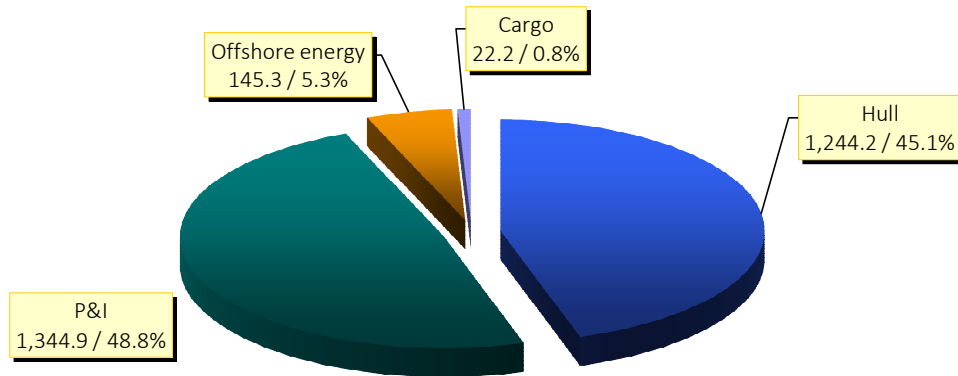
- Poseidon Principles for Marine Insurance
- Getting to Zero Coalition
- Principles for Sustainable Insurance

The Cefor market

Gross written premiums 2024

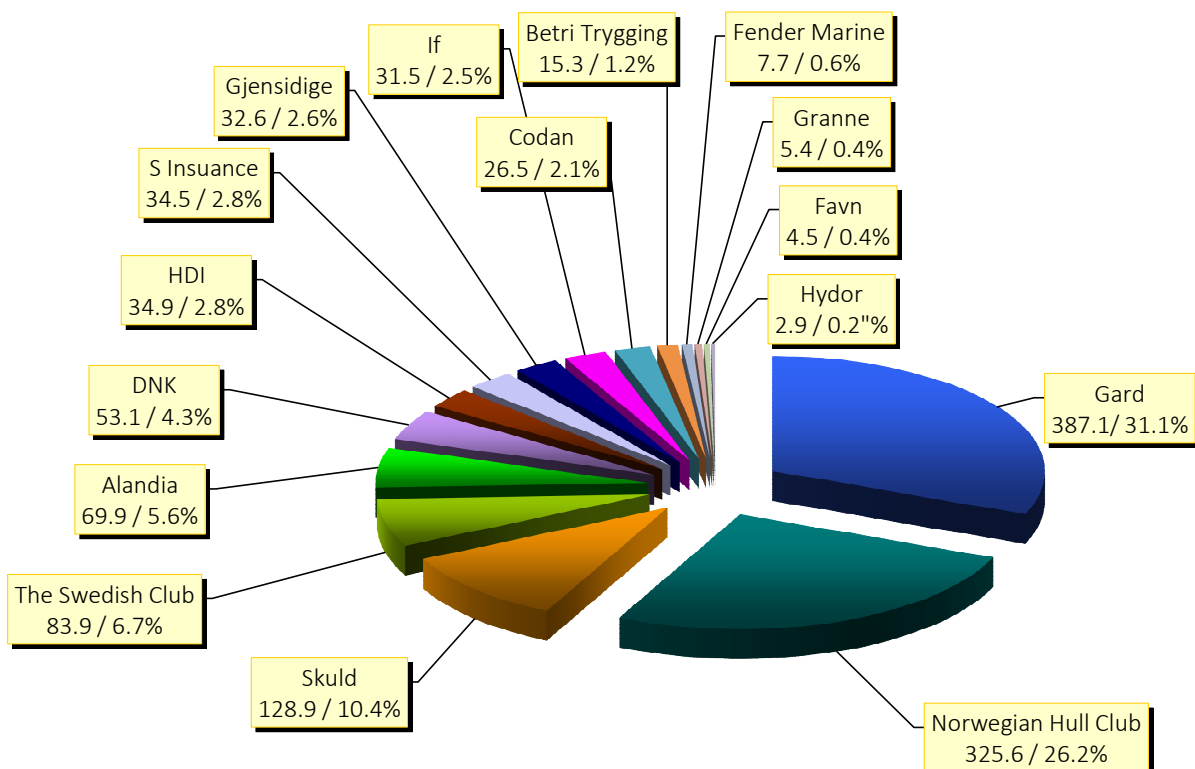
Cefor - Gross written premium 2024 - All lines

Total sum = USD 2,756.7 million



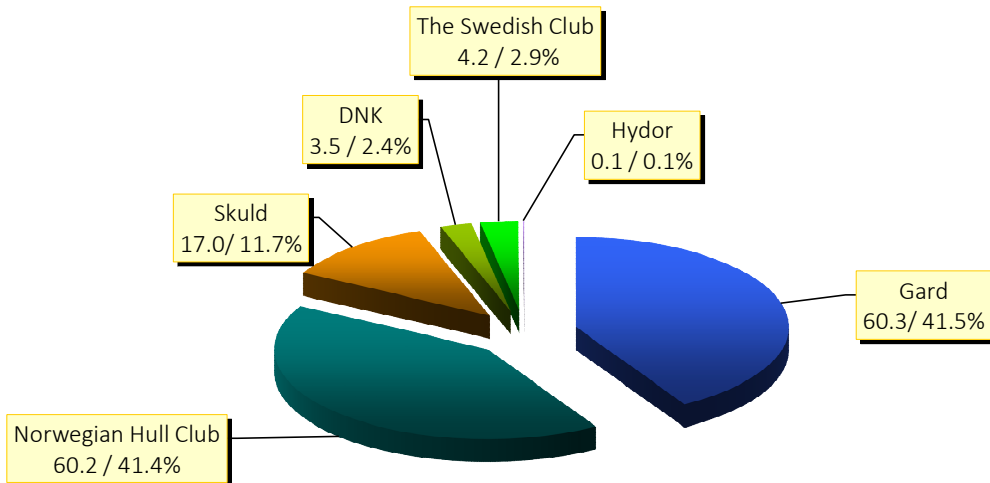
Cefor - Gross written premium 2024 - Hull

Total sum hull = USD 1,244.2 million



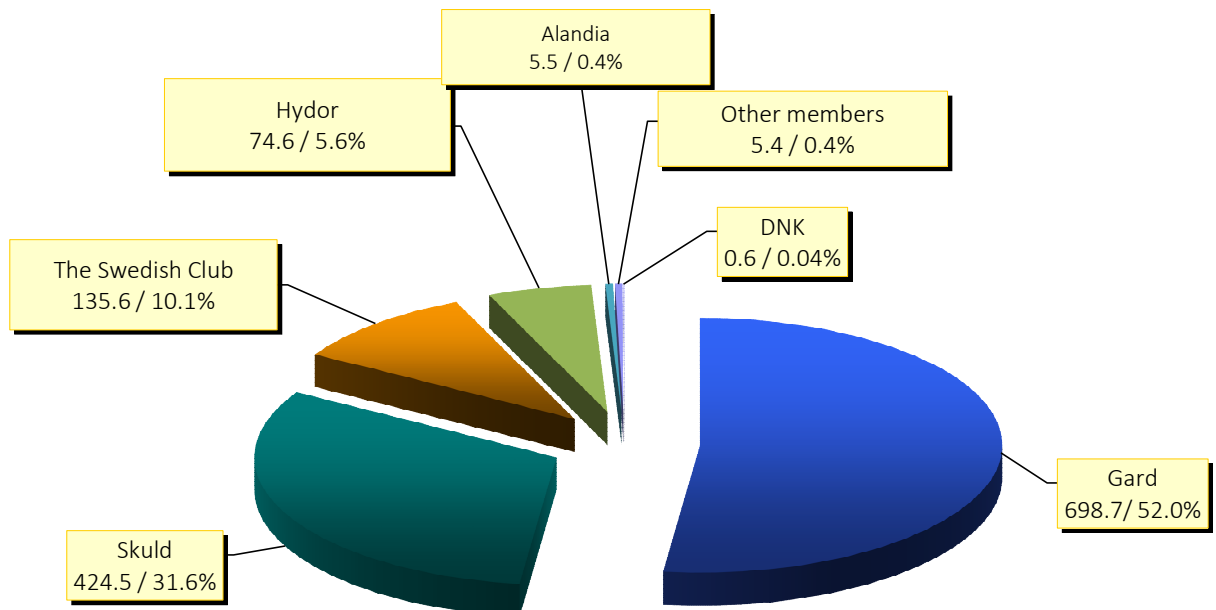
Cefor - Gross written premium 2024 - Offshore energy

Total sum hull = USD 145.3 million



Cefor - Gross written premium 2024 - P&I

Total sum P&I = USD 1,344.9 million



Cefor share* of world fleet

**Percentage of world merchant fleet reported by Cefor members:
(vessels with registered IMO number)**

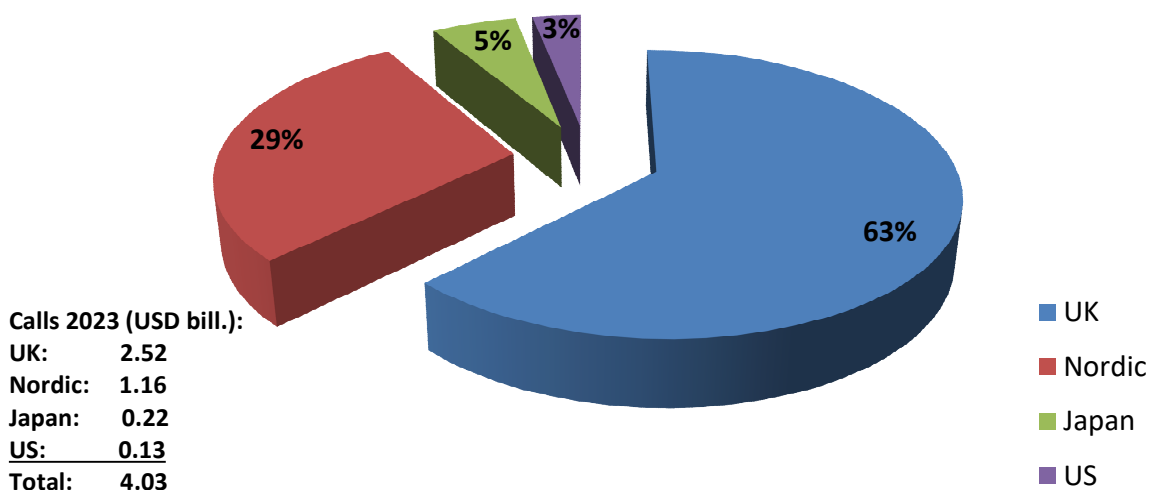
Year of build	Gross tonnage		Grand Total
	1000-20000	>20000	
Cefor share of world fleet			
2021-2024		22.0%	48.0%
2017-2020		20.5%	55.7%
2013-2016		22.3%	65.1%
<2013 or (blank)		15.0%	54.7%
World fleet count			
2021-2024		2,222	3,159
2017-2020		2,648	3,252
2013-2016		3,694	4,354
<2013 or (blank)		31,153	13,587
Total Cefor share of world fleet		16.3%	55.9%
Total World fleet count		39,717	24,352

* Calculated as the number of vessels partly or wholly covered by Cefor members in 2022-2024, divided by the number of vessels with registered IMO number in the world fleet. World fleet numbers according to Lloyds List Intelligence 'World Fleet Update' as of January 2025.

P&I Clubs International Group

Gross Calls 2023 (Premiums) – Operational locations

Source: Int. Group of P&I Clubs / IUMI Global Marine Insurance Report 2024 by Astrid Seltmann



Publications

Cefor Reports – Nordic Marine Insurance Statistics (NoMIS)



The Hull Reports give an update on the latest hull fleet and casualty trends.


The Vessel emissions & activity report analyses vessel CO₂ emissions.

See <https://cefor.no/statistics/>.

Clauses

The Nordic Marine Insurance Plan©: <https://nordicplan.org>

Overview over all Cefor clauses: <https://cefor.no/clauses/>



Legal disclaimer: Cefor provides the material contained in this Fact Sheet for general information purposes only. Cefor accepts no responsibility and shall not be liable for any loss that may arise from reliance upon the information provided. This information is not intended for distribution to, or use by, any person or entity in any jurisdiction or country where such distribution or use would be contrary to local law or regulation.

Administration



Oleksandra Leginevych
Legal Director

Astrid Seltmann
Analyst/Actuary

Helle Hammer
Managing Director

Irene M. Bakke
Office Administrator

Board of Directors 2025

Anders Hovelsrud (Chair), Mathias Brunnsberg (Deputy Chair), Arne Gangdal, Audun Pettersen, Johan Kahlmeter, Carl Morten Sundin, Atle Fjeldstad, and Bardur Mortansson.

Member Forums

- Cargo Forum
- Claims Forum
- Coastal and Fishing Vessels Forum
- Compliance Forum
- Offshore Energy Forum
- Plan Revision Forum
- Sanctions Forum
- Statistics Forum
- Sustainability Forum
- Technical Forum

Contact information

Hansteens gate 2- Box 2550 Solli, NO-0202 Oslo, Norway

Org.no. 871 425 302

cefor@cefor.no - <https://cefor.no>