



# Fact Sheet 2013

Hansteens gt. 2  
P.O. Box 2550 Solli  
N-0202 Oslo

**Phone:**  
+47 23 08 65 50

**E-Mail:**  
cefor@cefor.no

**Internet:**  
[www.cefor.no](http://www.cefor.no)

**Staff:**

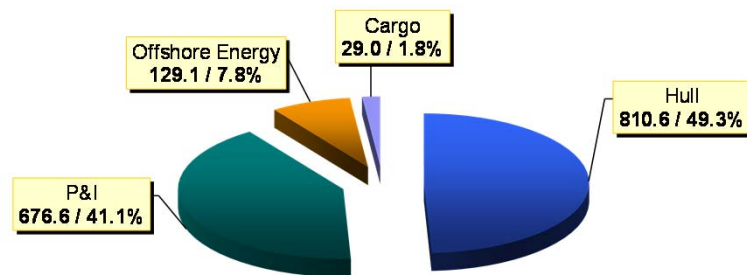
Helle Hammer  
*Managing Director*  
Viggo Kristensen  
*Legal Counsel*  
Astrid Seltmann  
*Analyst, Actuary*  
Hilde Spro  
*Executive Secretary*

**The Nordic Association of Marine Insurers:**

- Trade association for Nordic marine insurance companies
- 13 members in Nordic countries
- Cefor members insure the following risks: Hull and machinery (H&M), protection and indemnity (P&I), cargo, energy/offshore, war risk, legal defence

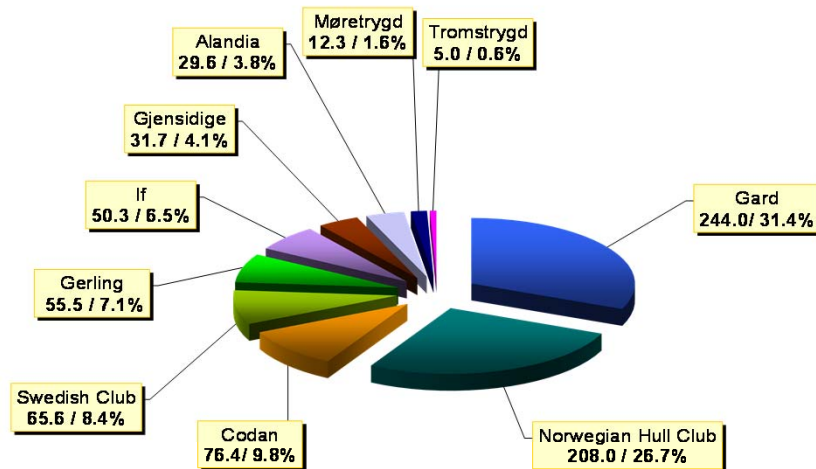
**Cefor - Gross written premium (MUSD) 2012**

Total sum = 1,645.3 MUSD



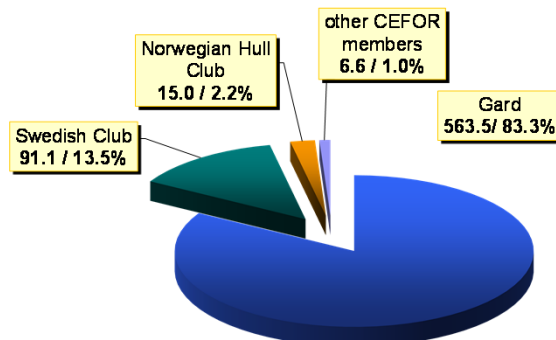
**Cefor - Gross written premium (MUSD), Hull, 2012**

Total sum hull = 810.6 MUSD



**Cefor - Gross written premium (MUSD), P&I, 2012**

Total sum P&I = 676.6 MUSD



**Mission Statement:**

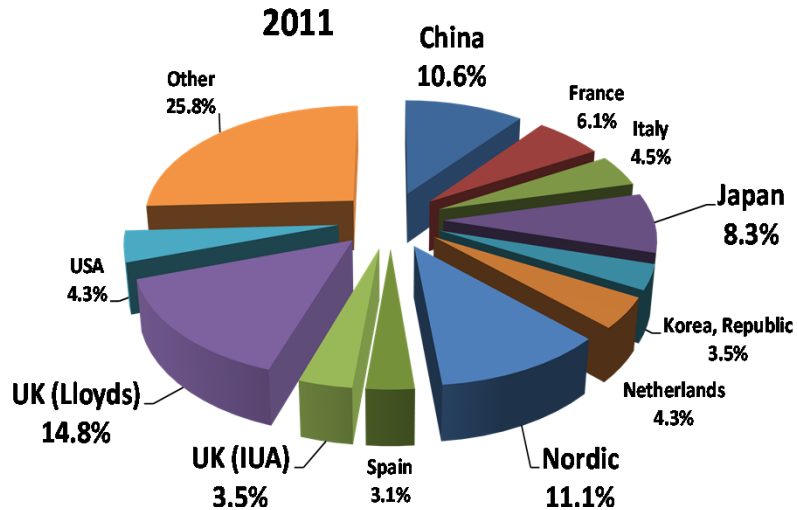
To serve the interest of our Nordic members by promoting quality marine insurance through:

- comprehensive statistics,
- competence building,
- agreed all risks insurance conditions,
- a common public voice.



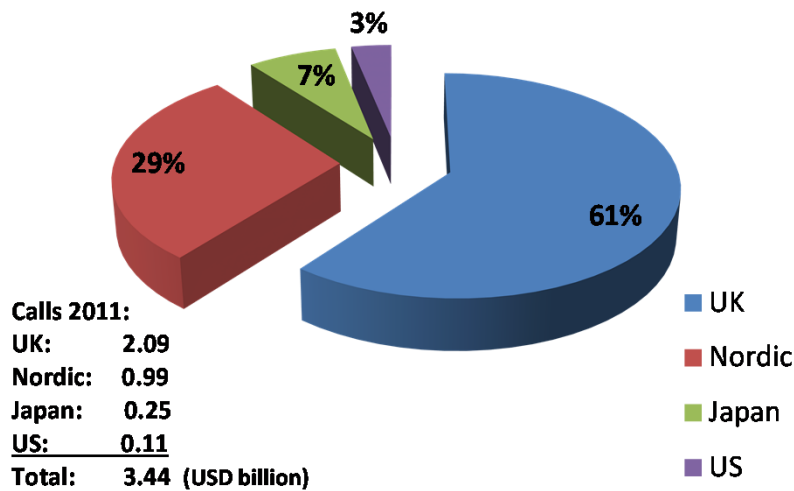
## Global Hull Premium by markets

(Total 2011: 8.3 USD billion)



## P&I Clubs International Group

Gross Calls 2011  
(Premium) –  
Operational location



(Sources: IUMI,  
International Group  
of P&I Clubs)

## Cefor maintains the Nordic Marine Insurance Statistics database (NoMIS)

Extensive Hull claims statistics are available here:

<http://www.cefor.no/Statistics/>



← Cefor Annual Report 2012, p.15-29



The 2012 Cefor NoMIS Reports  
for Ocean & Coastal Hull →  
(claims trends by age group, size group,  
vessel type, plus exposure curves  
and other key figures)



### The 2012 Cefor NoMIS Coastal Hull Report

Nordic Marine Insurance Statistics

### The 2012 Cefor NoMIS Ocean Hull Report

Nordic Marine Insurance Statistics

Underwriting Years 1986–2012, as of 31 December 2012

If not indicated otherwise, data in this report is on **accident year basis**  
(i.e. claims allocated to the calendar year in which the accident occurred)

All figures as reported by 31 December 2012  
(i.e. without "BNR" loading for claims not yet registered or incurred by this date)

Included are only **vessels with a registered IMO-nr.**  
(i.e. not small coastal tonnage)

Issued by The Nordic Association of Marine Insurers (Cefor)

Visit us at [www.cefor.no](http://www.cefor.no) for more information

**Legal disclaimer:** Cefor provides the material contained in this Fact Sheet for general information purposes only. Cefor accepts no responsibility and shall not be liable for any loss which may arise from reliance upon the information provided. This information is not intended for distribution to, or use by, any person or entity in any jurisdiction or country where such distribution or use would be contrary to local law or regulation. With reference to Commission Regulation (EU) No 267/2010 of 24 March 2010 (EU Block Exemption), it is further stressed that the statistical data presented in this publication is non-binding in its character.